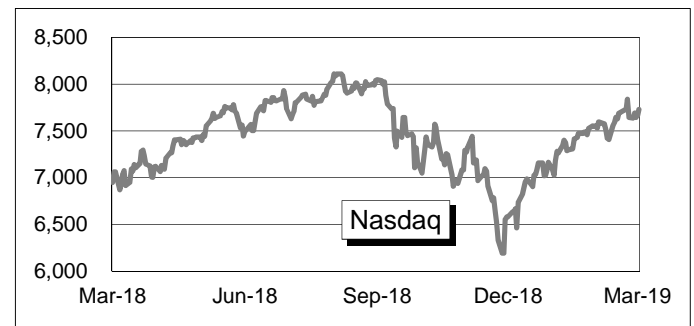
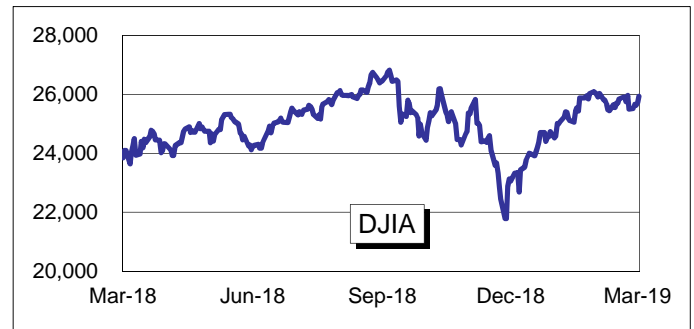
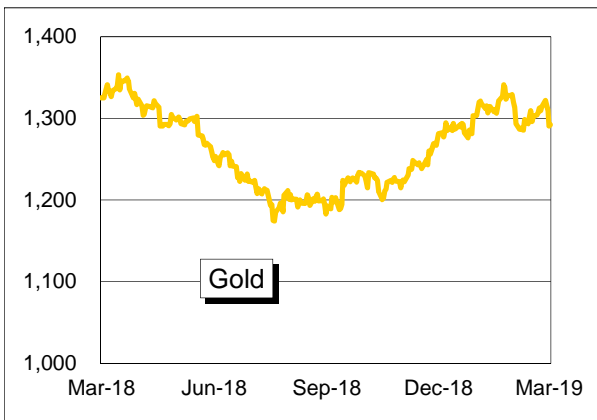
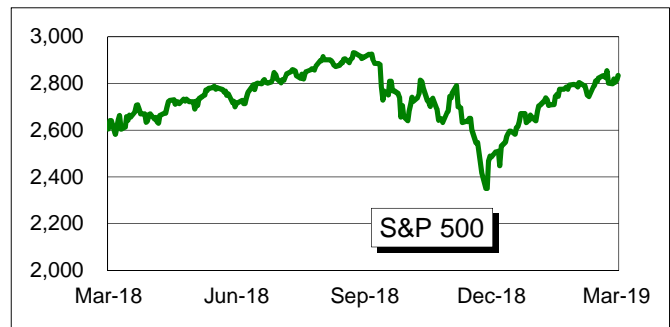
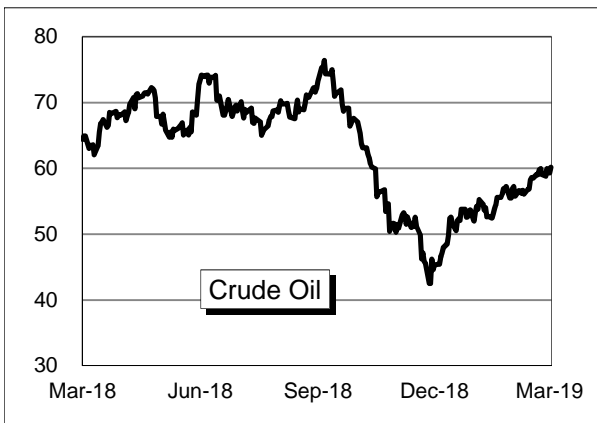


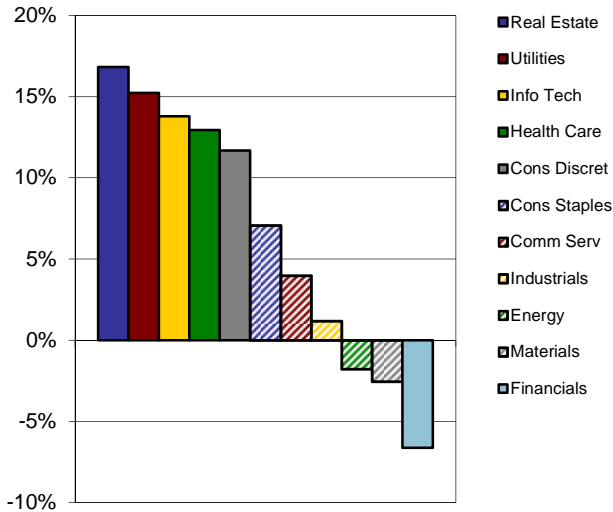
Market Wrap
March 29, 2019
Equity Markets

	S&P 500	DJIA	Nasdaq
March 29, 2019	2,834.40	25,928.68	7,729.32
One Week Change	1.23%	1.67%	1.15%
One Month Change	1.94%	0.17%	2.70%
Quarter to Date Change	13.65%	11.81%	16.81%
Year to Date Change	13.65%	11.81%	16.81%
Trailing 12 Month Change	9.48%	10.03%	10.66%

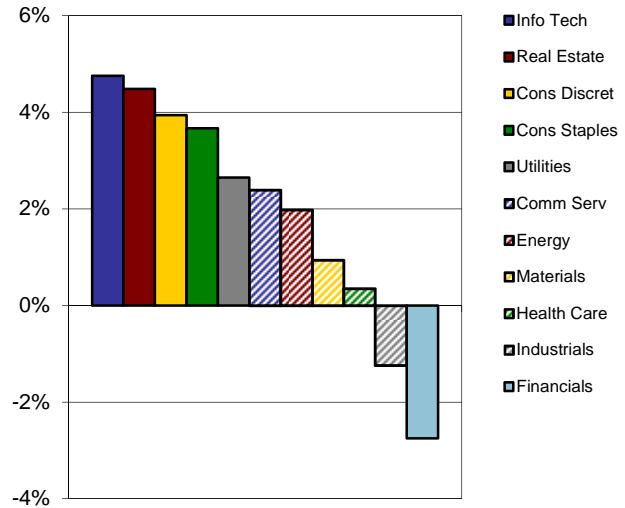


Market Wrap
March 29, 2019
Equity Sectors

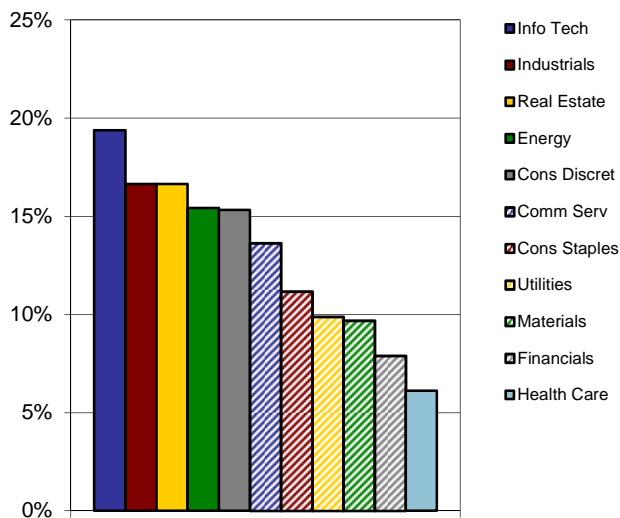
S&P 500 Sectors - Trailing 12 Months



S&P 500 Sectors - One Month



S&P 500 Sectors - Year to Date



S&P 500 Best and Worst Performers
Month Ending March 31, 2019

1.	Dentsply Sirona	Medical Equip	18.8%
2.	Conagra Brands	Packaged Food	18.7%
3.	Chipotle Mexican	Restaurant	16.9%
4.	Nvidia Corp	Semiconductors	16.4%
5.	Celgene Corp	Pharma-Biotech	13.5%
1.	Biogen Inc	Pharma-Biotech	(27.9%)
2.	Nektar Thera	Pharma-Biotech	(17.1%)
3.	Kroger Co	Retail-Grocery	(16.1%)
4.	Comerica Inc	Banks	(15.8%)
5.	United Rentals	Industrial Services	(15.1%)

Market Wrap March 29, 2019

Fixed Income Markets

U.S. Treasury Bonds	3 Mo	6 Mo	2 Yr	5 Yr	10 Yr	30 Yr
March 29, 2019	2.39%	2.43%	2.26%	2.23%	2.41%	2.82%
One Week Change (bps)	(6)	(4)	(6)	(1)	(3)	(6)
One Month Change (bps)	(5)	(9)	(22)	(21)	(23)	(19)
Year to Date Change (bps)	3	(5)	(23)	(28)	(28)	(20)
Trailing 12 Month Change (bps)	63	50	(0)	(33)	(37)	(21)

